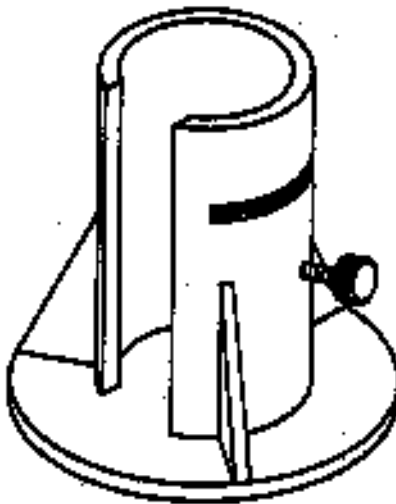


Ram Base



USERS MANUAL

CHIEFTM
automotive technologies

USAGE

The Ram Base (see Figure 1) holds Chief's auxiliary rams perpendicular to the mainframe when lifting a vehicle or making a downpull. The stability the accessory provides reduces the possibility of rams tipping over or kicking out in these situations. Such mishaps delay a repair process and can damage a ram, in particular, its quick coupler.

Rams are secured in the Ram Base by tightening the thumb screw on the side of the accessory.



Figure 1

CAUTION: The Ram Base is designed for the 2, 4 and 6 inch auxiliary rams (see Figures 2, 3, and 4) and must be positioned on a flat, stationary surface to reduce the possibility of the ram tipping over or kicking out.

NOTE: Remove the threaded protection collar on the 2 inch auxiliary ram before installing it in the Ram Base.




Figure 2



Figure 3



Figure 4

Chief's Ram Base can be used in a variety of lifting or pulling situations. In Figures 5 and 6, it holds a 4 inch ram perpendicular to the mainframe as the ram lifts the vehicle. A block of wood is positioned between the ram and the vehicle to distribute the upward pressure. Figure 6 shows the lift was made to install one of Chief's Universal Anchoing Stands. In Figure 7, the Ram Base holds the ram perpendicular to the underside of the mainframe as the ram makes a downpull. When using the accessory to make a downpull, its base must span one of the tie down holes. As shown, the chain passes through tie down holes adjacent to the Ram Base.

Figure 5



Figure 7

PARTS INFORMATION

To order replacement parts for the Chief Down Pull Attachment, contact Chief Automotive Technologies, Inc. 800-445-9262. (If outside the United States, contact the nearest Chief Automotive Technologies, Inc. representative.)

When contacting Chief Automotive Technologies, Inc. by telephone or mail, provide the following information: name, name of shop, shop telephone number, and shop address. Additional information needed when ordering: description of part(s) and part number(s).


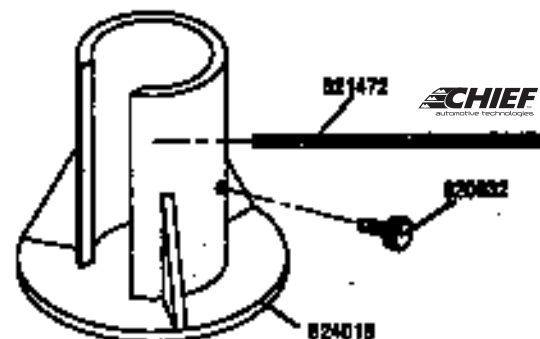


Figure 6

Part No.	Description
624016	Ram Base
635591	Thub Screw
621472	Decal





P.O. Box 1368
Grand Island, Nebraska 68802-1368
Phone: 308/384-9747
Fax: 308/384-8966

www.chiefautomotive.com

**Chief reserves the right to alter product specifications
and/or package components without notice.**